

1

---

---

---

---

---

---

---

---



2

---

---

---

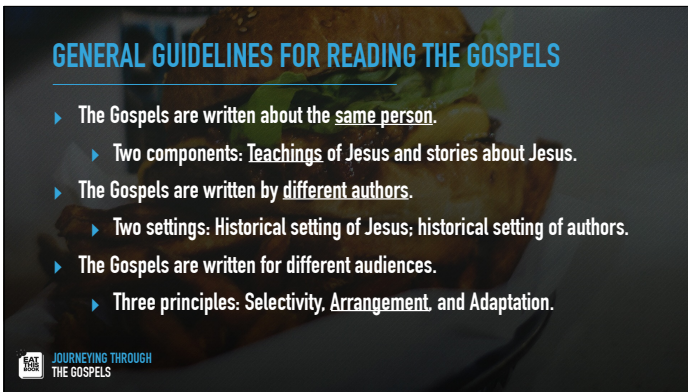
---

---

---

---

---



3

---

---

---

---

---

---

---

---



4

---

---

---

---

---

---

---

---

## A PRACTICAL PROCESS FOR READING THE LETTERS

### OBSERVE THEIR HOME: WHAT DO I SEE?

- ▶ Think in terms of stories and discourses.
  - ▶ Individual stories and discourses: Look for answers to the question . . .
  - ▶ Collective stories and discourses: Look for connections.
- ▶ Look for special literary forms in the Gospels.
  - ▶ Exaggeration; Irony; Rhetorical questions; Parallelism; Contrastive; Developmental.

 JOURNEYING THROUGH THE GOSPELS

5

---

---

---

---

---

---

---

---

“It is easier for a camel to go through the eye of a needle than for a rich man to enter into the Kingdom of God.”

 JOURNEYING THROUGH THE GOSPELS

Mark 10:24-25 NIV

6

---

---

---

---

---

---

---

---

## A PRACTICAL PROCESS FOR READING THE LETTERS

### OBSERVE THEIR HOME: WHAT DO I SEE?

- ▶ Think in terms of stories and discourses.
  - ▶ Individual stories and discourses: Look for answers to the question . . .
  - ▶ Collective stories and discourses: Look for connections.
- ▶ Look for special literary forms in the Gospels.
  - ▶ Exaggeration; Irony; Rhetorical questions; Parallelism; Contrastive; Developmental.

 JOURNEYING THROUGH THE GOSPELS

7

---

---

---

---

---

---

---

---

“Ask and it will be given to you. Seek and you will find. Knock and the door will be open to you.”

 JOURNEYING THROUGH THE GOSPELS

Matthew 7:7 NIV

8

---

---

---

---

---

---

---

---

**“Whoever has, will be given more; whoever does not have, even what he has will be taken away from him.”**

Mark 4:25 NIV

EAT THIS BOOK JOURNEYING THROUGH THE GOSPELS

9

---

---

---

---

---

---

---

---

**A PRACTICAL PROCESS FOR READING THE LETTERS**

**OBSERVE THEIR HOME: WHAT DO I SEE?**

- ▶ Think in terms of stories and discourses.
  - ▶ Individual stories and discourses: Look for answers to the question . . .
  - ▶ Collective stories and discourses: Look for connections.
- ▶ Look for special literary forms in the Gospels.
  - ▶ Exaggeration; Irony; Rhetorical questions; Parallelism; Contrastive; Developmental (the thought advances to a climax.)

EAT THIS BOOK JOURNEYING THROUGH THE GOSPELS

10

---

---

---

---

---

---

---

---

**A PRACTICAL PROCESS FOR READING THE LETTERS**

**UNDERSTAND THEIR HOME: WHAT DOES IT MEAN?**

- ▶ Two challenges for interpretation:
  - ▶ Think vertically: How the Gospels represent Jesus.
  - ▶ Think horizontally: How the Gospels relate to one another.
- ▶ For each story/discourse or series of stories/discourses, write down in one or two sentences the answer to the overall question, “What’s the point?”

EAT THIS BOOK JOURNEYING THROUGH THE GOSPELS

11

---

---

---

---

---

---

---

---

**A PRACTICAL PROCESS FOR READING THE LETTERS**

**BRING IT BACK HOME: HOW DOES IT RELATE?**

- ▶ Look for the biblical and compatible: See how Jesus fulfills the OT law.
- ▶ Look for the eternal and cross-cultural: See how Jesus teaches and demonstrates the Kingdom of God.
- ▶ Look for the applicable: See the larger context of the individual stories in order to identify the timeless truths.
- ▶ Write out the timeless truths using present-tense verbs.

EAT THIS BOOK JOURNEYING THROUGH THE GOSPELS

12

---

---

---

---

---

---

---

---



**“Who is this man? Even the wind and the waves obey him.”**

EAT THIS BOOK JOURNEYING THROUGH THE GOSPELS Mark 4:41 NIV

13

---

---

---

---

---

---

---

---

**A PRACTICAL PROCESS FOR READING THE LETTERS**

**APPLY IT IN YOUR HOME**

- ▶ Meditate on the timeless truth.
- ▶ Relate the timeless truth to today.
- ▶ Practice the timeless truth - ask the five questions.

EAT THIS BOOK JOURNEYING THROUGH THE GOSPELS

14

---

---

---

---

---

---

---

---

**JOURNEYING THROUGH THE PARABLES**

EAT THIS BOOK

15

---

---

---

---

---

---

---

---

**DIFFICULTIES IN READING PARABLES**

- ▶ The distance between the original audience and us.
- ▶ The depth of meaning intended by Jesus in the parable.

EAT THIS BOOK JOURNEYING THROUGH THE PARABLES

16

---

---

---

---

---

---

---

---

## GENERAL GUIDELINES FOR READING PARABLES

- ▶ The main point of the parable is **crucial**.
- ▶ The main purpose of the parable is the lead hearers to **respond** in a certain way.

 JOURNEYING THROUGH THE PARABLES

17

---

---

---

---


---

---

---

---

## A PRACTICAL PROCESS FOR READING PARABLES

 JOURNEYING THROUGH THE PARABLES

18

---

---

---

---

---

---

---

---

## A PRACTICAL PROCESS FOR READING PARABLES

### OBSERVE THEIR HOME: WHAT DO I SEE?

- ▶ Read the parable over and over again from the hearer's perspective.
- ▶ Identify the key points of reference that are **familiar** to Jesus and his hearers.
- ▶ Determine how the original hearers would have responded to the parable.

 JOURNEYING THROUGH THE PARABLES

19

---

---

---

---

---

---

---

---

## A PRACTICAL PROCESS FOR READING PARABLES

### UNDERSTAND THEIR HOME: WHAT DOES IT MEAN?

- ▶ At most, look for one main point for each main **character** or group of characters in the story.
- ▶ In one or two sentences, write down the main point(s) intended by Jesus when he shared this parable with his original hearers.

 JOURNEYING THROUGH THE PARABLES

20

---

---

---

---

---

---

---

---

## A PRACTICAL PROCESS FOR READING PARABLES

### BRING IT BACK HOME: HOW DOES IT RELATE?

- ▶ Look for the biblical and compatible: In our efforts to tie the parable into the overall truths in Scripture, avoid looking too deeply into the parable.
- ▶ Look for the eternal and cross-cultural.
- ▶ Look for the applicable.
- ▶ Write out the timeless truth using present-tense verbs.

 JOURNEYING THROUGH  
THE PARABLES

21

---

---

---

---

---

---


---

---

## A PRACTICAL PROCESS FOR READING PARABLES

### APPLY IT IN YOUR HOME

- ▶ Meditate on the timeless truth.
- ▶ Relate the timeless truth to today.
- ▶ Practice the timeless truth - ask the five questions.

 JOURNEYING THROUGH  
THE PARABLES

22

---

---

---

---

---

---

---

---

# JOURNEYING THROUGH THE BOOK OF ACTS



23

---

---

---

---

---


---

---

---

## DIFFICULTIES IN READING THE BOOK OF ACTS

- ▶ Is it precedent or principle?
- ▶ Consider a both-and approach...

 JOURNEYING THROUGH  
THE BOOK OF ACTS

24

---

---

---

---

---

---

---

---



## GENERAL GUIDELINES FOR READING THE BOOK OF ACTS

- ▶ The book of Acts is a sequel.
- ▶ The book of Acts is a story with a specific purpose.
- ▶ The book of Acts is organized both thematically and geographically.
  - ▶ Central themes: The Gospel; the Holy Spirit; the Church; the World.
  - ▶ Central geographic structure: The Witness of the Church in Jerusalem (1-7); in Judea and Samaria (8-9); to the Ends of the Earth (10-28).
- ▶ The book of Acts is a model for how God intends for the church to take the Gospel to the world under the power of the Holy Spirit.

 JOURNEYING THROUGH  
THE BOOK OF ACTS

25

---

---

---

---


---

---

---

---

## A PRACTICAL PROCESS FOR READING THE BOOK OF ACTS

 JOURNEYING THROUGH  
THE BOOK OF ACTS

26

---

---

---

---

---

---


---

---

## A PRACTICAL PROCESS FOR READING THE BOOK OF ACTS

### OBSERVE THEIR HOME: WHAT DO I SEE?

- ▶ Ask questions about the characters.
- ▶ Ask questions about speeches.
- ▶ Ask questions about commentary from Luke.

 JOURNEYING THROUGH  
THE BOOK OF ACTS

27

---

---

---

---

---

---


---

---

## A PRACTICAL PROCESS FOR READING THE BOOK OF ACTS

### UNDERSTAND THEIR HOME: WHAT DOES IT MEAN?

- ▶ Look for what Luke intended in each episode of the Book of Acts.
- ▶ Look for repeated patterns and themes throughout Acts.
- ▶ Look at every episode and summarize by asking, "What's the point?"

 JOURNEYING THROUGH  
THE BOOK OF ACTS

28

---

---

---

---

---

---


---

---

## A PRACTICAL PROCESS FOR READING THE BOOK OF ACTS

### BRING IT BACK HOME: HOW DOES IT RELATE?

- ▶ Look for the biblical and compatible.
- ▶ Look for the eternal and cross-cultural. Filter all implications from the book of Acts through the lens of Luke's intent.
- ▶ Look for the applicable.
- ▶ Write out the timeless truths using present-tense verbs.

 JOURNEYING THROUGH  
THE BOOK OF ACTS

29

---

---

---

---

---

---


---

---

## A PRACTICAL PROCESS FOR READING THE BOOK OF ACTS

### APPLY IT IN YOUR HOME

- ▶ Meditate on the timeless truth.
- ▶ Relate the timeless truth to today.
- ▶ Practice the timeless truth - ask the five questions.

 JOURNEYING THROUGH  
THE BOOK OF ACTS

30

---

---

---

---

---

---

---

---

# JOURNEYING THROUGH THE OT NARRATIVES



31

---

---

---

---

---


---

---

---

## DIFFICULTIES IN READING THE OT NARRATIVES

- ▶ A variety of stories.
- ▶ A variety of characters.
- ▶ A variety of challenges.

 JOURNEYING THROUGH  
THE OT NARRATIVES

32

---

---

---

---

---

---

---

---



## GENERAL GUIDELINES FOR READING THE OT NARRATIVES

- ▶ On the whole, OT Narratives ARE NOT:
  - ▶ Allegories filled with hidden meanings.
  - ▶ Intended to teach moral lessons.
  - ▶ Intended to teach doctrines.
  - ▶ Man-centered.

 JOURNEYING THROUGH  
THE OT NARRATIVES

33

---

---

---

---

---


---

---

---

## GENERAL GUIDELINES FOR READING THE OT NARRATIVES

- ▶ On the whole, OT Narratives ARE:
  - ▶ Stories with a specific purpose.
  - ▶ Accounts of what happened, not what should have happened or ought to happen every time.
  - ▶ Selective and incomplete.

 JOURNEYING THROUGH  
THE OT NARRATIVES

34

---

---

---

---


---

---

---

---

## A PRACTICAL PROCESS FOR READING THE OT NARRATIVES

 JOURNEYING THROUGH  
THE OT NARRATIVES

35

---

---

---

---

---

---


---

---

## A PRACTICAL PROCESS FOR READING THE OT NARRATIVES

### OBSERVE THEIR HOME: WHAT DO I SEE?

- ▶ Read the passage carefully.
- ▶ Look for five basic parts:
  - ▶ **Plot:** The development, the conflict, and the resolution.
  - ▶ **Scene:** Focus on time and place.
  - ▶ **Characters:** The characters in the OT Narrative are central. Look for comparison and contrast.

 JOURNEYING THROUGH  
THE OT NARRATIVES

36

---

---

---

---

---

---

---

---

**A PRACTICAL PROCESS FOR READING THE OT NARRATIVES**

**OBSERVE THEIR HOME: WHAT DO I SEE?**

- ▶ Read the passage carefully.
- ▶ Look for five basic parts:
  - ▶ Dialogue: Contributes greatly to character development.
  - ▶ Narrator: Look for the implicit meaning he conveys. Look for irony.

EAT THIS BOOK JOURNEYING THROUGH THE OT NARRATIVES

37

---

---

---

---

---

---

---

---

**“Solomon did evil in the eyes of the Lord. He did not follow the Lord completely as David his father had done. The Lord became angry with Solomon because his heart had turned away.”**

EAT THIS BOOK 1 Kings 11:6 NIV

38

---

---

---

---

---

---

---

---

**A PRACTICAL PROCESS FOR READING THE OT NARRATIVES**

**UNDERSTAND THEIR HOME: WHAT DOES IT MEAN?**

- ▶ Interpret each OT Narrative on three levels:
  - ▶ Level One: Individual history.
  - ▶ Level Two: National history.
  - ▶ Level Three: Redemptive history.

EAT THIS BOOK JOURNEYING THROUGH THE OT NARRATIVES

39

---

---

---

---

---

---

---

---

**A PRACTICAL PROCESS FOR READING THE OT NARRATIVES**

**UNDERSTAND THEIR HOME: WHAT DOES IT MEAN?**

- ▶ Pay close attention to literary context.
  - ▶ At a minimum, read three chapters: The entire chapter, the preceding chapter, and the following chapter.

EAT THIS BOOK JOURNEYING THROUGH THE OT NARRATIVES

40

---

---

---

---

---

---

---

---

## A PRACTICAL PROCESS FOR READING THE OT NARRATIVES

### UNDERSTAND THEIR HOME: WHAT DOES IT MEAN?

- ▶ Avoid these common errors in interpretation:
  - ▶ Allegorizing: Trying to find the hidden meaning beyond the text.
  - ▶ Decontextualizing: Ignoring the full historical and literary contexts.
  - ▶ Selectivity: Picking and choosing the parts of the story you like.



41

---

---

---

---

---

---


---

---

## A PRACTICAL PROCESS FOR READING THE OT NARRATIVES

### UNDERSTAND THEIR HOME: WHAT DOES IT MEAN?

- ▶ Avoid these common errors in interpretation:
  - ▶ Moralizing: Asking, "What is the moral of this story?" at the end of every individual narrative.
  - ▶ Personalizing: Thinking that these narratives are all about you.
  - ▶ False Appropriation: Misapplying the narrative in contemporary culture.



42

---

---

---

---

---

---


---

---

## A PRACTICAL PROCESS FOR READING THE OT NARRATIVES

### UNDERSTAND THEIR HOME: WHAT DOES IT MEAN?

- ▶ Avoid these common errors in interpretation:
  - ▶ False Combination: Combining elements in the narrative that are not directly connected by the narrator.
  - ▶ Redefinition: Redefining the story to accommodate what you wish it said.
  - ▶ Imitation: Looking to narratives for permission and/or obligation to act in a certain way.



43

---

---

---

---

---

---


---

---

## A PRACTICAL PROCESS FOR READING THE OT NARRATIVES

### BRING IT BACK HOME: HOW DOES IT RELATE?

- ▶ Look for the biblical and compatible: Identify a theological principle in it's OT context. Filter that principle through the lens of the NT. Ask two primary questions: Does the NT add to that principle? Does the NT modify it?
- ▶ Look for the eternal and cross-cultural.
- ▶ Look for the applicable.
- ▶ Write out the timeless truths using present-tense verbs.



44

---

---

---

---

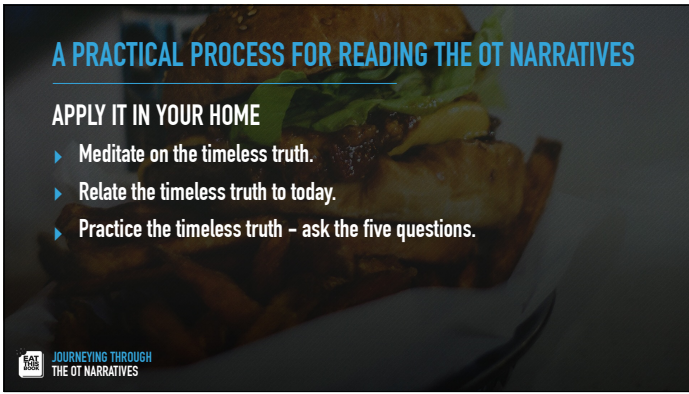
---

---

---

---





**A PRACTICAL PROCESS FOR READING THE OT NARRATIVES**

**APPLY IT IN YOUR HOME**

- ▶ Meditate on the timeless truth.
- ▶ Relate the timeless truth to today.
- ▶ Practice the timeless truth - ask the five questions.

EAT THIS BOOK JOURNEYING THROUGH THE OT NARRATIVES

45

---

---

---

---

---

---

---

---



**EAT THIS BOOK**

Deavouring the Word of God

46

---

---

---

---

---

---

---

---



**JOURNEYING THROUGH THE OT LAW**

EAT THIS BOOK

47

---

---

---

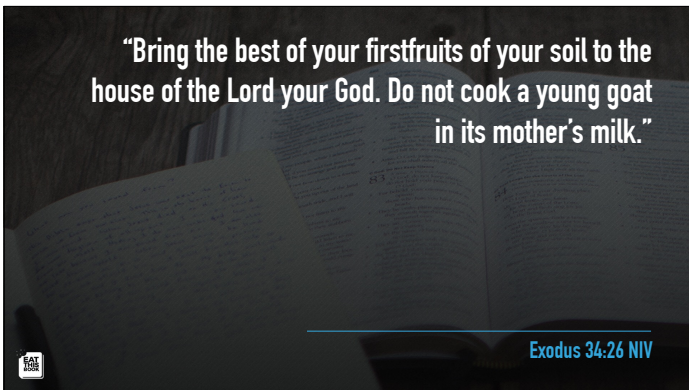
---

---

---

---

---



**“Bring the best of your firstfruits of your soil to the house of the Lord your God. Do not cook a young goat in its mother’s milk.”**

EAT THIS BOOK Exodus 34:26 NIV

48

---

---

---

---

---

---

---

---



49

---

---

---

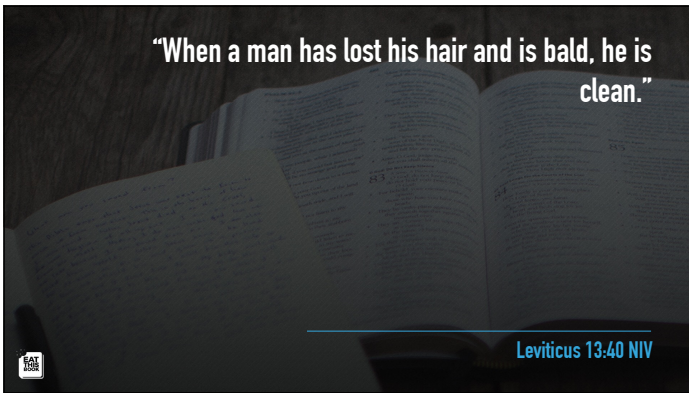
---

---

---

---

---



50

---

---

---

---

---

---

---

---



51

---

---

---

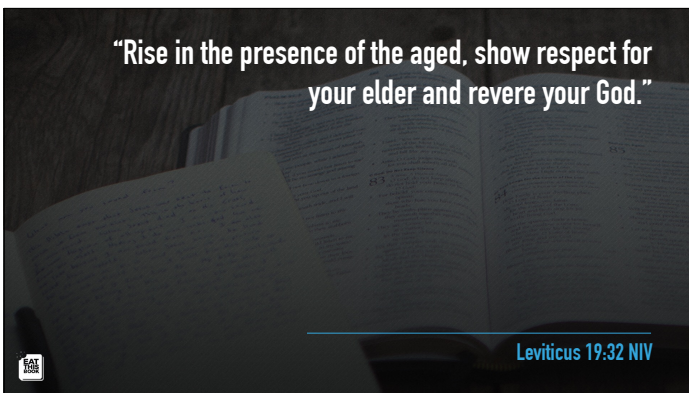
---

---

---

---

---



52

---

---

---

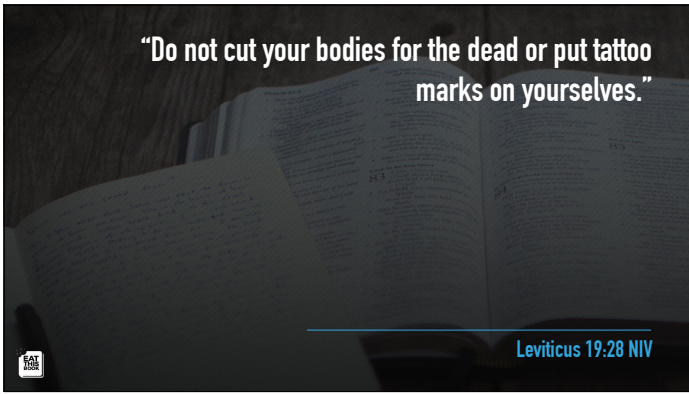
---

---

---

---

---



53

---

---

---

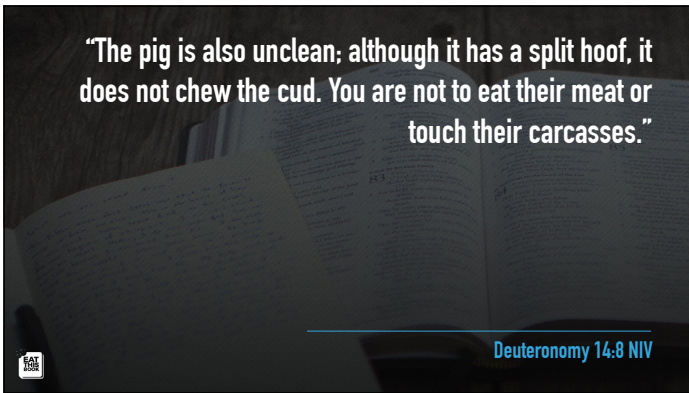
---

---

---

---

---



54

---

---

---

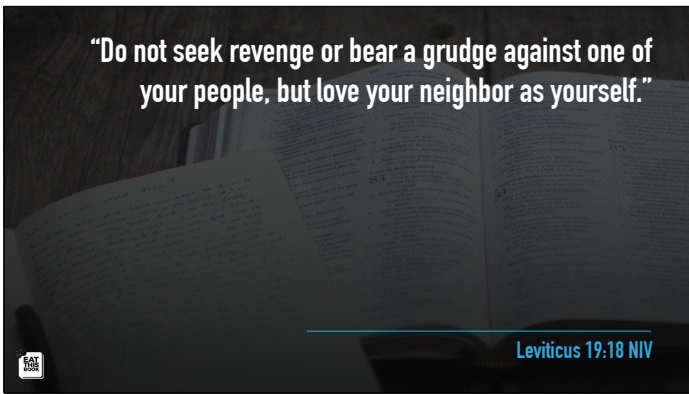
---

---

---

---

---



55

---

---

---

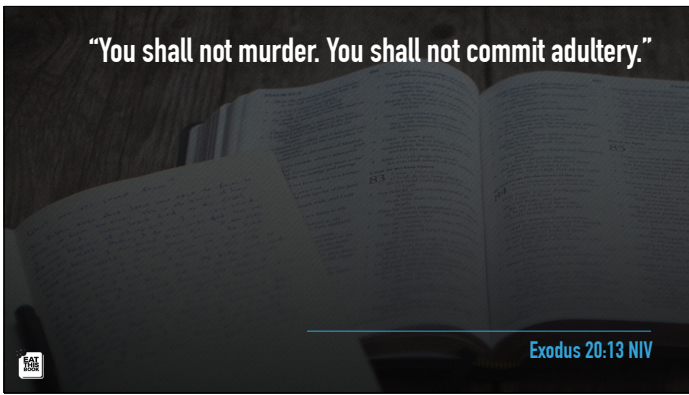
---

---

---

---

---



56

---

---

---

---

---

---

---

---



## GENERAL GUIDELINES FOR READING THE OT LAW

- ▶ The OT "Law" in the Bible:
  - ▶ Over 600 specific commandments - Exodus 18:20
  - ▶ All of these put together - Matthew 5:18
  - ▶ The first five books of the OT (Pentateuch) - Joshua 1:8
  - ▶ The entire OT religious system
  - ▶ The rabbis' interpretation of the OT law - Acts 10:28

 JOURNEYING THROUGH  
THE OT LAW

57

---

---

---

---

---


---

---

---

## GENERAL GUIDELINES FOR READING THE OT LAW

- ▶ The OT law is a gift from God to His people.
- ▶ The OT law is a covenant.
- ▶ The OT law is not our Testament law.
  - ▶ The general rule: Unless an OT law is somehow restated or reinforced in the NT, it is no longer directly binding on God's people.
  - ▶ Laws that ARE NOT reinforced: Israelite civil laws and ritual laws.
  - ▶ Laws that ARE reinforced: those renewed or restated in the context of the New Covenant.

 JOURNEYING THROUGH  
THE OT LAW

58

---

---

---

---

---


---

---

---

## GENERAL GUIDELINES FOR READING THE OT LAW

- ▶ **IMPORTANT:** All of the OT law is still the Word of God for us even though it is not the command of God to us.

 JOURNEYING THROUGH  
THE OT LAW

59

---

---

---

---

---

---

---

---

## A PRACTICAL PROCESS FOR READING THE OT LAW

 JOURNEYING THROUGH  
THE OT LAW

60

---

---

---

---

---

---

---

---

## A PRACTICAL PROCESS FOR READING THE OT LAW

### OBSERVE THEIR HOME: WHAT DO I SEE?

- ▶ Look at the laws collectively.
- ▶ Look at the laws carefully according to two basic forms: General guidelines and specific cases (for example, food laws; laws about the shedding of blood, unusual prohibitions, laws giving blessing to those who keep them).
- ▶ Look at the laws in their context.

 JOURNEYING THROUGH  
THE OT LAW

61

---

---

---

---

---

---


---

---

## A PRACTICAL PROCESS FOR READING THE OT LAW

### UNDERSTAND THEIR HOME: WHAT DOES IT MEAN?

- ▶ Understand the law is God's inspired Word for you, not God's direct command to you.
- ▶ Understand the character of God in the law, including his justice, holiness, mercy and love.
- ▶ Understand the law as a gift, not a limitation.
- ▶ Understand the law as basis for the OT covenant, not binding in the new covenant.
- ▶ Understand the essence of the law that is repeated in the NT.

 JOURNEYING THROUGH  
THE OT LAW

62

---

---

---

---

---

---


---

---

## A PRACTICAL PROCESS FOR READING THE OT LAW

### BRING IT BACK HOME: HOW DOES IT RELATE?

- ▶ Look for the biblical and compatible.
- ▶ Look for the eternal and cross-cultural. Remember that the value of the OT law is eternal.
- ▶ Look for the applicable.
- ▶ Write out the timeless truths using present-tense verbs.

 JOURNEYING THROUGH  
THE OT LAW

63

---

---

---

---

---

---


---

---

## A PRACTICAL PROCESS FOR READING THE OT LAW

### APPLY IT IN YOUR HOME

- ▶ Meditate on the timeless truth.
- ▶ Relate the timeless truth to today.
- ▶ Practice the timeless truth - ask the five questions.

 JOURNEYING THROUGH  
THE OT LAW

64

---

---

---

---

---

---

---

---



65

---

---

---

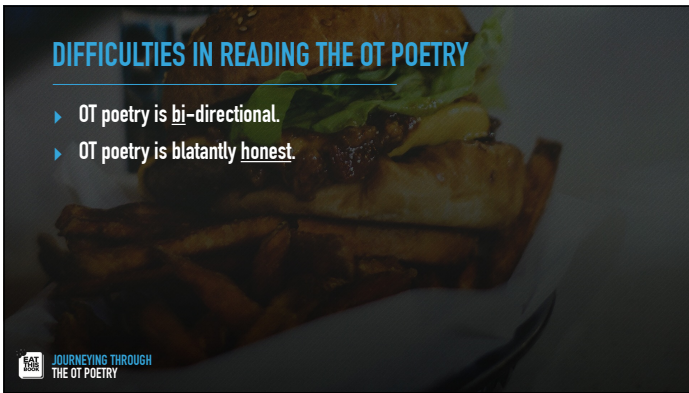
---

---

---

---

---



66

---

---

---

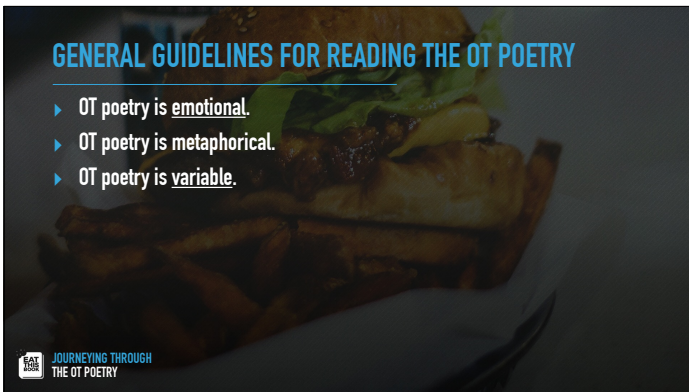
---

---

---

---

---



67

---

---

---

---

---

---

---

---



68

---

---

---

---

---

---

---

---



**A PRACTICAL PROCESS FOR READING THE OT POETRY**

**OBSERVE THEIR HOME: WHAT DO I SEE?**

- ▶ Notice the brevity of OT poetry.



EAT THIS BOOK JOURNEYING THROUGH THE OT POETRY

69

---

---

---

---

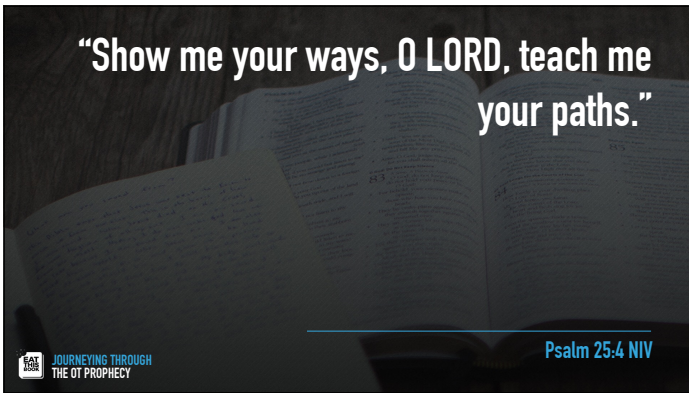
---

---

---

---

**“Show me your ways, O LORD, teach me your paths.”**



EAT THIS BOOK JOURNEYING THROUGH THE OT PROPHECY Psalm 25:4 NIV

70

---

---

---

---

---

---

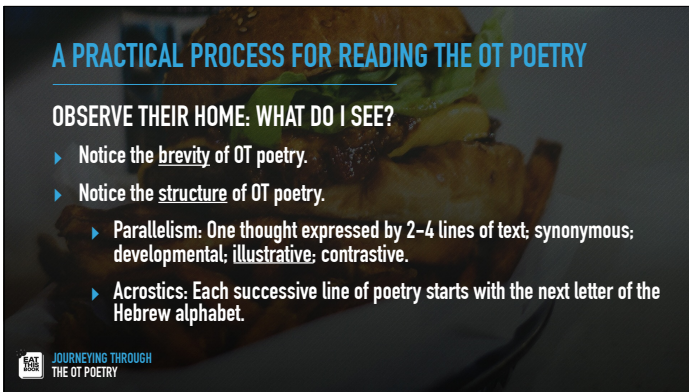
---

---

**A PRACTICAL PROCESS FOR READING THE OT POETRY**

**OBSERVE THEIR HOME: WHAT DO I SEE?**

- ▶ Notice the brevity of OT poetry.
- ▶ Notice the structure of OT poetry.
  - ▶ Parallelism: One thought expressed by 2-4 lines of text; synonymous; developmental; illustrative; contrastive.
  - ▶ Acrostics: Each successive line of poetry starts with the next letter of the Hebrew alphabet.



EAT THIS BOOK JOURNEYING THROUGH THE OT POETRY

71

---

---

---

---

---

---

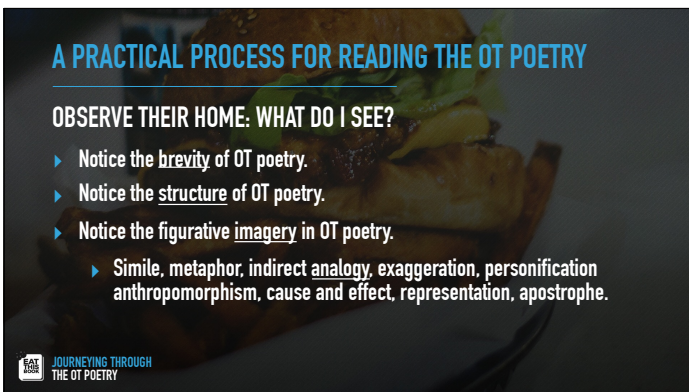
---

---

**A PRACTICAL PROCESS FOR READING THE OT POETRY**

**OBSERVE THEIR HOME: WHAT DO I SEE?**

- ▶ Notice the brevity of OT poetry.
- ▶ Notice the structure of OT poetry.
- ▶ Notice the figurative imagery in OT poetry.
  - ▶ Simile, metaphor, indirect analogy, exaggeration, personification, anthropomorphism, cause and effect, representation, apostrophe.



EAT THIS BOOK JOURNEYING THROUGH THE OT POETRY

72

---

---

---

---

---

---

---

---

## A PRACTICAL PROCESS FOR READING THE OT POETRY

### UNDERSTAND THEIR HOME. WHAT DOES IT MEAN?

- ▶ Don't interpret OT poetry like you would interpret a NT letter.
  - ▶ Letters appeal to logic; poetry appeals to emotion.
  - ▶ Rational arguments are central in letters; images are central in poetry.
  - ▶ Syntax and grammar are critical in letters; figures of speech are critical in poetry.
- ▶ For each segment of poetry, answer the overall question, "What's the point?"

 JOURNEYING THROUGH  
THE OT POETRY

73

---

---

---

---

---

---

---

---

## JOURNEYING THROUGH THE OT PROPHECY



74

---

---

---

---

---


---

---

---

## DIFFICULTIES IN READING OT PROPHECY

- ▶ What do we do with gruesome texts?
- ▶ What do we do with insulting texts?
- ▶ What do we do with texts of judgment?
- ▶ We don't have a comparative genre in much contemporary literature.
- ▶ We don't hear much about the prophets themselves.

 JOURNEYING THROUGH  
THE OT PROPHECY

75

---

---

---

---

---

---

---

---

## GENERAL GUIDELINES FOR READING OT PROPHECY

- ▶ The OT prophets were enforcing and mediating the old covenant.
  - ▶ The prophets' message is unoriginal.
  - ▶ The prophets' message is confrontational.
  - ▶ The prophets' message is completed. (about 99%)
- ▶ The OT prophets were God's direct representatives.

 JOURNEYING THROUGH  
THE OT PROPHECY

76

---

---

---

---

---

---

---

---

# A PRACTICAL PROCESS FOR READING OT PROPHECY

EAT THIS BOOK JOURNEYING THROUGH THE OT PROPHECY

77

---

---

---

---

---

---

---

---

# A PRACTICAL PROCESS FOR READING OT PROPHECY

## OBSERVE THEIR HOME: WHAT DO I SEE?

- ▶ Look at oracles individually.
- ▶ Look at oracles historically.
  - ▶ Those years were characterized by (1) political, military, economic, and social upheaval; (2) religious unfaithfulness and reckless disobedience to the covenant; and (3) shifts in populations and national boundaries.
- ▶ Look for certain figures of speech.

EAT THIS BOOK JOURNEYING THROUGH THE OT PROPHECY

78

---

---

---

---

---

---

---

---

# A PRACTICAL PROCESS FOR READING OT PROPHECY

## OBSERVE THEIR HOME: WHAT DO I SEE?

- ▶ Look for certain forms.
  - ▶ The Lawsuit
  - ▶ The Woe - Contains three elements: An announcement of distress, the reason for the distress, and a prediction of doom.
  - ▶ The Promise - A salvation oracle. Contains a reference to the future, a mention of radical change, and a promise of blessing.

EAT THIS BOOK JOURNEYING THROUGH THE OT PROPHECY

79

---

---

---

---

---

---

---

---

# A PRACTICAL PROCESS FOR READING OT PROPHECY

## OBSERVE THEIR HOME: WHAT DO I SEE?

- ▶ Look for certain forms.
  - ▶ The Enactment Prophecy - God accompanies His Word with symbolic actions.

EAT THIS BOOK JOURNEYING THROUGH THE OT PROPHECY

80

---

---

---

---

---

---

---

---



“Just as my servant Isaiah has gone stripped and barefoot for three years, as a sign and portent against Egypt and Cush, so the king of Assyria will lead away stripped and barefoot . . .”

Isaiah 20:3-4 NIV

EAT THIS BOOK JOURNEYING THROUGH THE OT PROPHECY

81

---

---

---

---

---

---

---

---

**A PRACTICAL PROCESS FOR READING OT PROPHECY**

**OBSERVE THEIR HOME: WHAT DO I SEE?**

- ▶ Look for certain forms.
  - ▶ The Messenger Speech - “Thus says the Lord.”

EAT THIS BOOK JOURNEYING THROUGH THE OT PROPHECY

82

---

---

---

---

---

---

---

---

**A PRACTICAL PROCESS FOR READING OT PROPHECY**

**OBSERVE THEIR HOME: WHAT DO I SEE?**

- ▶ Notice the brevity of OT poetry.
- ▶ Notice the structure of OT poetry.
- ▶ Notice the figurative imagery in OT poetry.
  - ▶ Simile, metaphor, indirect analogy, exaggeration, personification, anthropomorphism, cause and effect, representation, apostrophe.

EAT THIS BOOK JOURNEYING THROUGH THE OT PROPHECY

83

---

---

---

---

---

---

---

---

**A PRACTICAL PROCESS FOR READING OT PROPHECY**

**UNDERSTAND THEIR HOME: WHAT DOES IT MEAN?**

- ▶ Think oracles.
- ▶ Three basic points in prophetic oracles:
  - ▶ You have broken the covenant; repent! (Idolatry; social justice; religious ritualism.)
  - ▶ If you don't repent, you will experience judgment.
  - ▶ Yet you have hope beyond judgment for future restoration.

EAT THIS BOOK JOURNEYING THROUGH THE OT PROPHECY

84

---

---

---

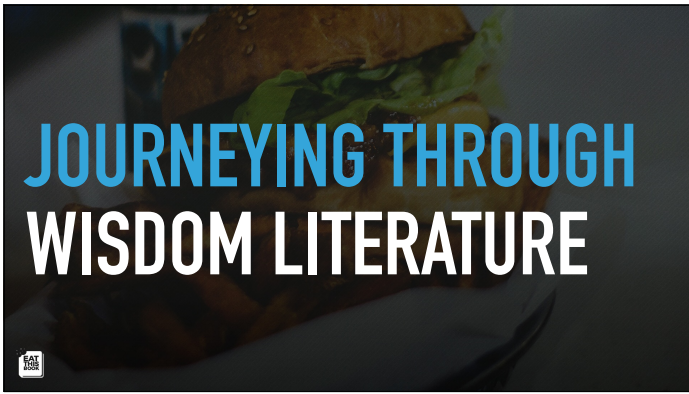
---

---

---

---

---



85

---

---

---

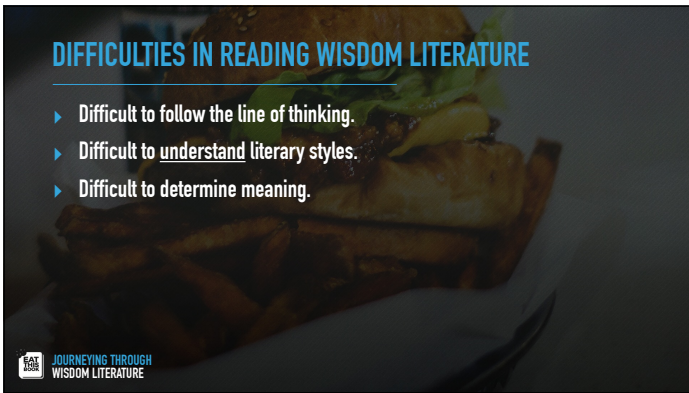
---

---

---

---

---



86

---

---

---

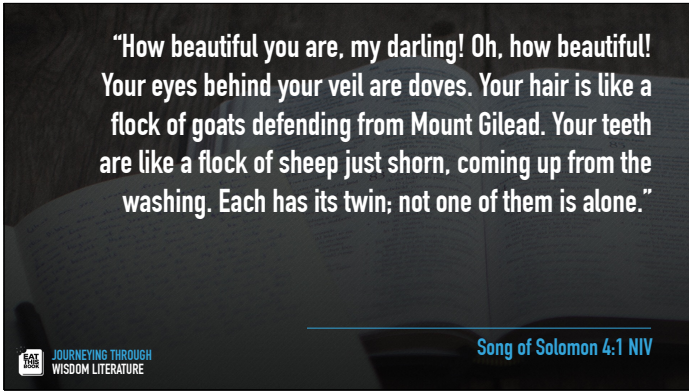
---

---

---

---

---



87

---

---

---

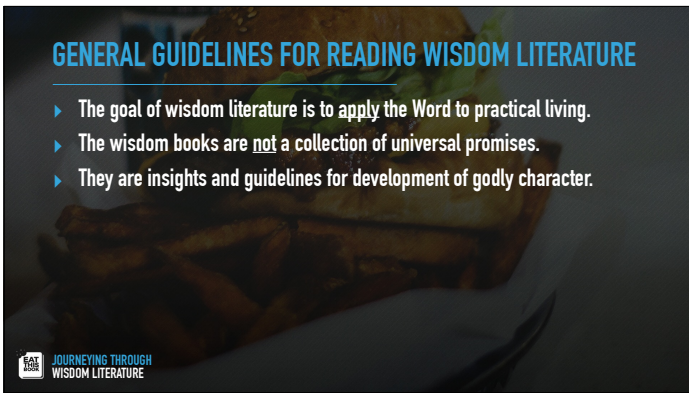
---

---

---

---

---



88

---

---

---

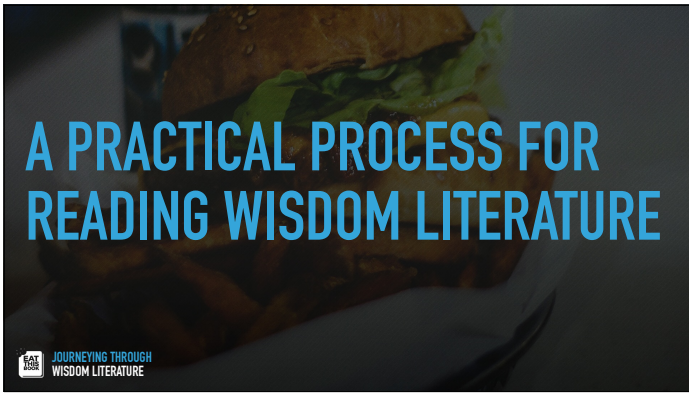
---

---

---

---

---



A PRACTICAL PROCESS FOR READING WISDOM LITERATURE

EAT THIS BOOK JOURNEYING THROUGH WISDOM LITERATURE

89

---

---

---

---

---

---

---

---



A PRACTICAL PROCESS FOR READING WISDOM LITERATURE

OBSERVE THEIR HOME: WHAT DO I SEE?

- ▶ Look for figures of speech.
- ▶ Look closely for the historical-cultural background.

EAT THIS BOOK JOURNEYING THROUGH WISDOM LITERATURE

90

---

---

---

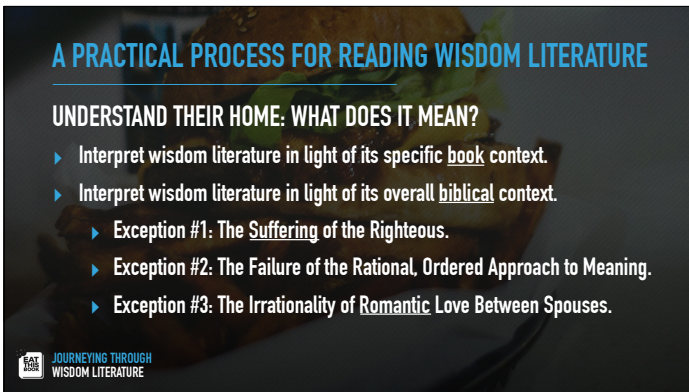
---

---

---

---

---



A PRACTICAL PROCESS FOR READING WISDOM LITERATURE

UNDERSTAND THEIR HOME: WHAT DOES IT MEAN?

- ▶ Interpret wisdom literature in light of its specific book context.
- ▶ Interpret wisdom literature in light of its overall biblical context.
  - ▶ Exception #1: The Suffering of the Righteous.
  - ▶ Exception #2: The Failure of the Rational, Ordered Approach to Meaning.
  - ▶ Exception #3: The Irrationality of Romantic Love Between Spouses.

EAT THIS BOOK JOURNEYING THROUGH WISDOM LITERATURE

91

---

---

---

---

---

---

---

---



JOURNEYING THROUGH REVELATION

EAT THIS BOOK

92

---

---

---

---

---

---

---

---



**DIFFICULTIES IN READING REVELATION**

- ▶ So many details.
- ▶ So many images.
- ▶ So many numbers.
- ▶ So many different views!

EAT THIS BOOK JOURNEYING THROUGH REVELATION

93

---

---

---

---

---

---

---

---

**GENERAL GUIDELINES FOR READING REVELATION**

- ▶ Look at Revelation with humility.
- ▶ Look for Revelation's message to the original readers.
- ▶ Avoid trying to construct a strict chronological map of future events.
- ▶ Take Revelation seriously, but not always literally.

EAT THIS BOOK JOURNEYING THROUGH REVELATION

94

---

---

---

---

---

---

---

---

**A PRACTICAL PROCESS FOR READING REVELATION**

EAT THIS BOOK JOURNEYING THROUGH REVELATION

95

---

---

---

---

---

---

---

---

**A PRACTICAL PROCESS FOR READING REVELATION**

**OBSERVE THEIR HOME: WHAT DO I SEE?**

- ▶ Look closely at the images that John specifically identifies.
- ▶ Look at various segments as a whole, not always pressing every detail.

EAT THIS BOOK JOURNEYING THROUGH REVELATION

96

---

---

---

---

---

---

---

---

## A PRACTICAL PROCESS FOR READING REVELATION

### UNDERSTAND THEIR HOME. WHAT DOES IT MEAN?

- ▶ Stay focused on the **main idea**.
- ▶ For each segment, write down in one or two sentences the answer to the overall question, "What's the point?"

 JOURNEYING THROUGH REVELATION

97

---

---

---

---

---

---

---

---

**"And there was war in heaven. Michael and his angels fought against the dragon, and the dragon and his angels fought back. But he was not strong enough, and they lost their place in heaven. The great dragon was hurled down – that ancient serpent called the devil, or Satan, who leads the whole world astray.**

 JOURNEYING THROUGH REVELATION

Revelation 12:7-12 NIV

98

---

---

---

---

---

---

---

---

**"He was hurled to the earth, and his angels with him. Then I heard a loud voice in heaven say this: 'Now have come the salvation and the power and the kingdom of God, and the authority of his Christ. For the accuser of our brothers, who accuses them before our God day and night, has been hurled down. They overcame him by the blood of the Lamb and by the word of their testimony;**

 JOURNEYING THROUGH REVELATION

Revelation 12:7-12 NIV

99

---

---

---

---

---

---

---

---

**"they did not love their lives so much as to shrink from death. Therefore rejoice, you heavens and you who dwell in them! But woe to the earth and the sea, because the devil has gone down to you! He is filled with fury, because he knows that his time is short."**

 JOURNEYING THROUGH REVELATION

Revelation 12:7-12 NIV

100

---

---

---

---

---

---

---

---

**“They overcame him by the blood of the Lamb and by the word of their testimony; they did not love their lives so much as to shrink from death.”**

JOURNEYING THROUGH REVELATION

Revelation 12:11 NIV

101

---

---

---

---

---

---

---

---

**FOR NOTES AND OTHER RESOURCES:**  
[www.jimmymcloud.com/eatthisbook](http://www.jimmymcloud.com/eatthisbook)

**EMAIL:** [jmcloud@firstchristian.com](mailto:jmcloud@firstchristian.com)

102

---

---

---

---

---

---

---

---